

Modular Acoustic Enclosures

225 – 375 kVA Range




www.FGWilson.com

The innovative and functional design of the 225 – 375 kVA range enclosures ensures performance in the harshest of environments. Extremely durable and robust, these enclosures are designed to resist corrosion and handling damage with the ability to withstand rough handling common on many construction sites.

The Level 1 / Level 1 High Ambient enclosures are designed for operation in regions where compliance with EU noise legislation does not apply or a high ambient capability is required. Alternatively, the Level 2 enclosure reduces sound levels to comply with the stage 2 levels of the European Community Directive 2000/14/EC.

All enclosures incorporate internally mounted exhaust silencers and are designed on modular principles with many interchangeable components permitting on site repair.




Excellent Access for Maintenance

- » Large side hinged doors on both sides of enclosure providing optimal access
- » Radiator fill access plate
- » Lube oil drain valves / Coolant drain valves
- » Retaining bars securing door positions during servicing
- » Removable ducts providing maintenance access with enclosure in place

Robust/Highly Corrosion Resistant Construction

- » Galvanised steel construction further protected by polyester powder coat paint
- » Stainless steel locks and hinges
- » Body made from steel components treated with polyester powder coating
- » Corner posts manufactured from high grade composite material



Transportability


- » Optional tested and certified lifting arch
- » Lifting points on baseframe
- » Oil field type skid with dragging points and fork lift truck pockets – optional

Security and Safety

- » Control panel viewing window in a lockable access door
- » Emergency stop push button (red) mounted on enclosure exterior
- » Cooling fan and battery charging alternator fully guarded
- » Fuel fill and battery can only be reached via lockable access doors
- » Exhaust silencing system totally enclosed for operator safety

Sound Pressure Levels for Level 1 Enclosure

Generator Set Model	Prime/standby	50 Hz						Ambient Capability °C	60 Hz						Ambient Capability
		15 m		7 m		1 m			15 m		7 m		1 m		
		75% Load	100% Load	75% Load	100% Load	75% Load	100% Load		75% Load	100% Load	75% Load	100% Load	75% Load	100% Load	
P249-5	Prime/standby							72.3	72.6	78.3	78.6	88.0	88.3	52	
P250-5	Prime/standby	66.9	67.6	72.9	73.6	83.1	83.6	47							
P275-5	Prime/standby	67.1	67.9	73.1	73.9	83.3	83.8	44							
P313-5	Prime/standby							72.5	73.2	78.5	79.2	88.2	88.8	45	




Dimensions and Weights for Level 1 Enclosure

Generator Set Model	A: mm	B: mm	C: mm	D: mm	E*: mm	Weight: kg	Fuel Capacity: l
P249-5	3960	1200	1763	1867	994	2423	473
P250-5	3960	1200	1763	1867	994	2463	473
P275-5	3960	1200	1763	1867	994	2463	473
P313-5	3960	1200	1763	1867	994	2463	473

*Clearance required both sides; Weight with lube oil, no coolant, no fuel.

Sound Pressure Levels (dBA) for Level 1 High Ambient Enclosure

Generator Set Model	Prime/ standby	50 Hz						Ambient Capability °C	60 Hz						Ambient Capability °C
		15 m (50 ft)		7 m (23 ft)		1 m (3 ft)			15 m (50 ft)		7 m (23 ft)		1 m (3 ft)		
		75% Load	100% Load	75% Load	100% Load	75% Load	100% Load		75% Load	100% Load	75% Load	100% Load	75% Load	100% Load	
P249-5	Prime/ standby							62.8	64.1	68.8	70.1	77.8	78.8	66	
P250-5	Prime/ standby	61.3	62.5	67.3	68.5	75.2	76.0	61							
P275-2	Prime/ standby	61.6	63.3	67.6	69.3	75.0	76.6	60							
P275-5	Prime/ standby	61.7	62.9	67.7	68.9	75.5	76.3	59							
P300-4	Prime/ standby	62.1	64.0	68.1	70.0	75.4	77.2	57							
P300-5	Prime/ standby	62.0	63.3	68.0	69.3	75.7	76.6	57							
P313-5	Prime/ standby							63.8	65.7	69.8	71.7	78.5	79.8	59	
P330-5	Prime/ standby	62.4	63.7	68.4	69.7	76.0	76.9	54							
P344-5	Prime/ standby							64.3	66.6	70.3	72.6	78.9	80.3	56	
P375-4	Prime/ standby							66.0	68.2	72.0	74.2	79.7	81.3	51	
P375-5	Prime/ standby							64.9	67.6	70.9	73.6	79.3	80.9	52	




Dimensions and Weights for Level 1 High Ambient Enclosure

Generator Set Model	A: mm	B: mm	C: mm	D: mm	E*: mm	Weight: kg	Fuel Capacity: l
P249-5	3975	1400	1950	2032	994	2770	542
P250-5	3975	1400	1950	2032	994	2810	542
P275-2	3975	1400	1950	2032	994	2810	542
P275-5	3975	1400	1950	2032	994	2810	542
P300-4	3975	1400	1950	2032	994	2854	542
P300-5	3975	1400	1950	2032	994	2854	542
P313-5	3975	1400	1950	2032	994	2810	542
P330-5	3975	1400	1950	2032	994	2854	542
P344-5	3975	1400	1950	2032	994	2854	542
P375-4	3975	1400	1950	2032	994	2854	542
P375-5	3975	1400	1950	2032	994	2854	542

Sound Pressure Levels (dBA) for Level 2 Enclosure

Generator Set Model	50 Hz							60 Hz						
	15 m (50 ft)		7 m (23 ft)		1 m (3 ft)		Ambient Capability °C	15 m (50 ft)		7 m (23 ft)		1 m (3 ft)		Ambient Capability °C
	75% Load	100% Load	75% Load	100% Load	75% Load	100% Load		75% Load	100% Load	75% Load	100% Load	75% Load	100% Load	
P249-5 Prime/standby								62.8	64.1	68.8	70.1	77.8	78.8	57
P250-5 Prime/standby	61.3	62.5	67.3	68.5	75.2	76.0	49							
P275-2 Prime/standby	61.6	63.3	67.6	69.3	75.0	76.6	49							
P275-5 Prime/standby	61.7	62.9	67.7	68.9	75.5	76.3	47							
P300-4 Prime/standby	62.1	64.0	68.1	70.0	75.4	77.2	46							
P300-5 Prime/standby	62.0	63.3	68.0	69.3	75.7	76.6	44							
P313-5 Prime/standby								63.8	65.7	69.8	71.7	78.5	79.8	50
P330-5 Prime/standby	62.4	63.7	68.4	69.7	76.0	76.9	40							
P344-5 Prime/standby								64.3	66.6	70.3	72.6	78.9	80.3	46
P375-4 Prime/standby								66.0	68.2	72.0	74.2	79.7	81.3	44
P375-5 Prime/standby								64.9	67.6	70.9	73.6	79.3	80.9	43



Dimensions and Weights for Level 2 Enclosure

Generator Set Model	A: mm	B: mm	C: mm	D: mm	E*: mm	Weight: kg	Fuel Capacity: l
P249-5	3975	1400	1950	2032	994	2770	542
P250-5	3975	1400	1950	2032	994	2810	542
P275-2	3975	1400	1950	2032	994	2810	542
P275-5	3975	1400	1950	2032	994	2810	542
P300-4	3975	1400	1950	2032	994	2854	542
P300-5	3975	1400	1950	2032	994	2854	542
P313-5	3975	1400	1950	2032	994	2810	542
P330-5	3975	1400	1950	2032	994	2854	542
P344-5	3975	1400	1950	2032	994	2854	542
P375-4	3975	1400	1950	2032	994	2854	542
P375-5	3975	1400	1950	2032	994	2854	542

*Clearance required both sides; Weight with lube oil, no coolant, no fuel.

STUART GROUP LTD

01953 454540
www.stuartgroup.ltd.uk
enquiries@stuartgroup.info



Authorised Dealer



FG Wilson manufactures product in the following locations:

Northern Ireland • Brazil • China • India • USA

With headquarters in Northern Ireland, FG Wilson operates through a Global Dealer Network. To contact your local Sales Office please visit the FG Wilson website at www.FGWilson.com.

FG Wilson is a trading name of Caterpillar (NI) Limited.

In line with our policy of continuous product development, we reserve the right to change specification without notice.

225-375kVAEnclosure/0118/GB