

CD500M Dri-Prime® Pump

The Godwin Dri-Prime CD500M pump is an extremely powerful yet compact pump with flow capabilities to 3,357 m³/hr and discharge heads to 50 metres.

The CD500M features the unique Godwin high pressure oil bath mechanical seal design. This allows for dry running for prolonged periods while automatically priming and repriming. Able to perform in the toughest conditions, the CD500M can handle solids up to 80 mm in diameter. This makes it an extremely effective pump, suitable for both slurry and clean water applications. The powerful CD500M has proven itself a pump of choice for mines, quarries and many other high capacity applications.



Features and Benefits

- Fully automatic priming from dry to 8.5 metres suction lift.
- Godwin Dri-Prime is a continuously operated Venturi air ejector priming device which requires no periodic adjustment or control.
- Extensive application flexibility. It will handle sewage, slurries and liquids with solids up to 80 mm in diameter.
- Dry-running high pressure liquid bath mechanical seal, with high abrasion resistant Tungsten carbide faces.
- A Close-coupled centrifugal pump with Godwin Dri-Prime system mounted to a diesel engine or electric drive.
- All cast iron construction (stainless steel construction option available) with cast steel impeller.
- Also available as Hush-Pac or as a bareshaft pumpend.
- Standard build engines; Caterpillar C18, Caterpillar C15, Volvo TAD1643VE. Other engine options are available.

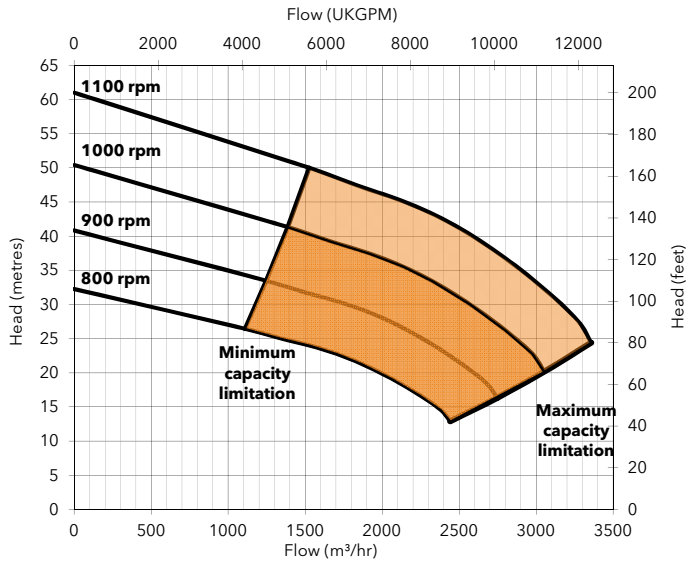
Specifications

Suction connection	500 mm (20" BS10 TD)
Delivery connection	450 mm (18" BS10 table 'D')
Max capacity	3357 m ³ /hr
Max Solids handling	80 mm
Max Impeller diameter	610 mm
Max operating temperature	80 °C *
Max pressure	6.0 bar
Max suction pressure	5.0 bar
Max casing pressure	9.0 bar
Max operating speed	1100 rpm

* Please contact our office for applications in excess of 80°C.

godwin 
a xylem brand

Performance Curve



Engine option 1

Price list ref - CD500M-01-DBO-002

Caterpillar, C18, 424.0 kW @ 1700 rpm

Impeller diameter 610 mm

Pump Speed 1100 rpm

Suction Lift Table

Total Suction Head (metres)	Total Delivery Head (metres)				
	25	38	40	42	44
	Output (m³/hr)				
3.0	3200	2550	2400	2000	1700
4.6	3100	2410	2250	1800	1600
6.1	2550	2300	2210	1680	1500
7.6	1575	1400	-	-	-

Fuel capacity (Full) 1130 litres, (Usable) 915 litres

Fuel consumption @ 1500 rpm 100.5 litres/hour

Weight: (Dry) 10,755 kg, (Wet) 11,750 kg

Dimensions: (L) 5,400 x (W) 2,670 x (H) 2,500 mm

Performance data provided in tables is based on water tests at sea level and 20°C ambient. All information is approximate and for general guidance only. Please contact the factory or office for further details.

Materials

Pump casing & suction cover	Cast iron BS EN 1561 - 1997
Wearplates	Cast iron BS EN 1561 - 1997
Pump Shaft	Carbon steel BS 970 - 1991 817M40T
Impeller	Cast Steel BS3100 A5 Hardness to 200 HB Brinell
Non-return Valve body	Cast iron BS EN 1561 - 1997
Mechanical Seal Faces	Double Mech seal; inboard TC v TC, Outboard TC/TC

Engine option 2

Price list ref - CD500M-01-DBO-001

Caterpillar, C15, 313.0 kW @ 1800 rpm

Impeller diameter 610 mm

Pump Speed 1000 rpm

Suction Lift Table

Total Suction Head (metres)	Total Delivery Head (metres)				
	18	29	31	32	34
	Output (m³/hr)				
3.0	2909	2318	2182	1818	1545
4.6	2818	2191	2045	1636	1455
6.1	2318	2091	2009	1527	1364
7.6	1432	1273	-	-	-

Fuel capacity (Full) 1130 litres, (Usable) 915 litres

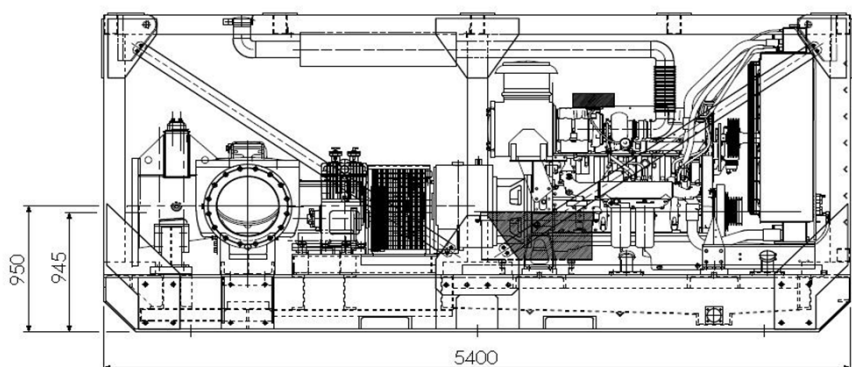
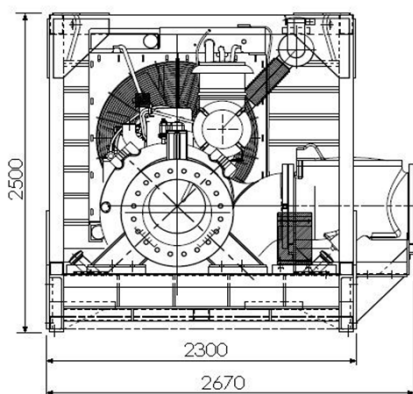
Fuel consumption @ 1800 rpm 78.3 litres/hour

Weight: (Dry) 10,670 kg, (Wet) 11,662 kg

Dimensions: (L) 5,400 x (W) 2,670 x (H) 2,500 mm

Performance data provided in tables is based on water tests at sea level and 20°C ambient. All information is approximate and for general guidance only. Please contact the factory or office for further details.

CD500M - Caterpillar C18



Xylem Dewatering Solutions UK Ltd
 Quenington, Cirencester
 Gloucestershire GL7 5BX, England
 Tel: +44 (0)1285 750271 Fax: +44 (0)1285 750352



Assessed to ISO 9001:2008
 Certificate N° 1027

Reference number : 95-1020-1000
 Date of issue : 07 June 2013
 Issue : 10

www.godwinpumps.com