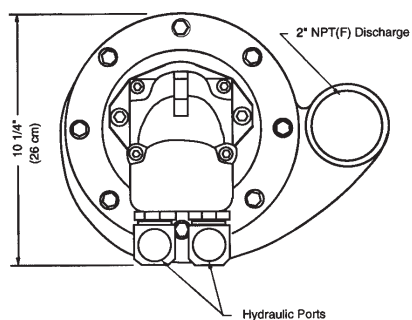
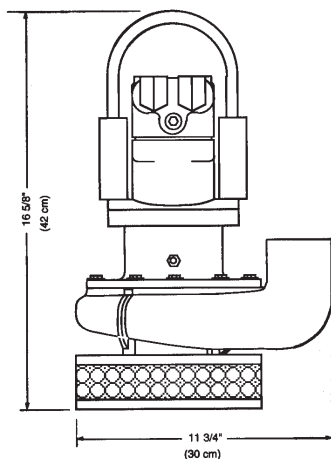


DEWATERING HYDRAFLOW DATA SHEET

S3CML 50MM HYDRAULIC SUBMERSIBLE PUMP

The SPP HYDRAFLOW S3CML & S3CMLSS Hydraulic Drive Submersible Pumps are highly efficient water pumps where small size light weight and high performance is required. Applications include portable fire fighting, mine dewatering, deepwell dewatering barge and ship tank stripping, irrigation, piling and dock jetting and many other high head applications.

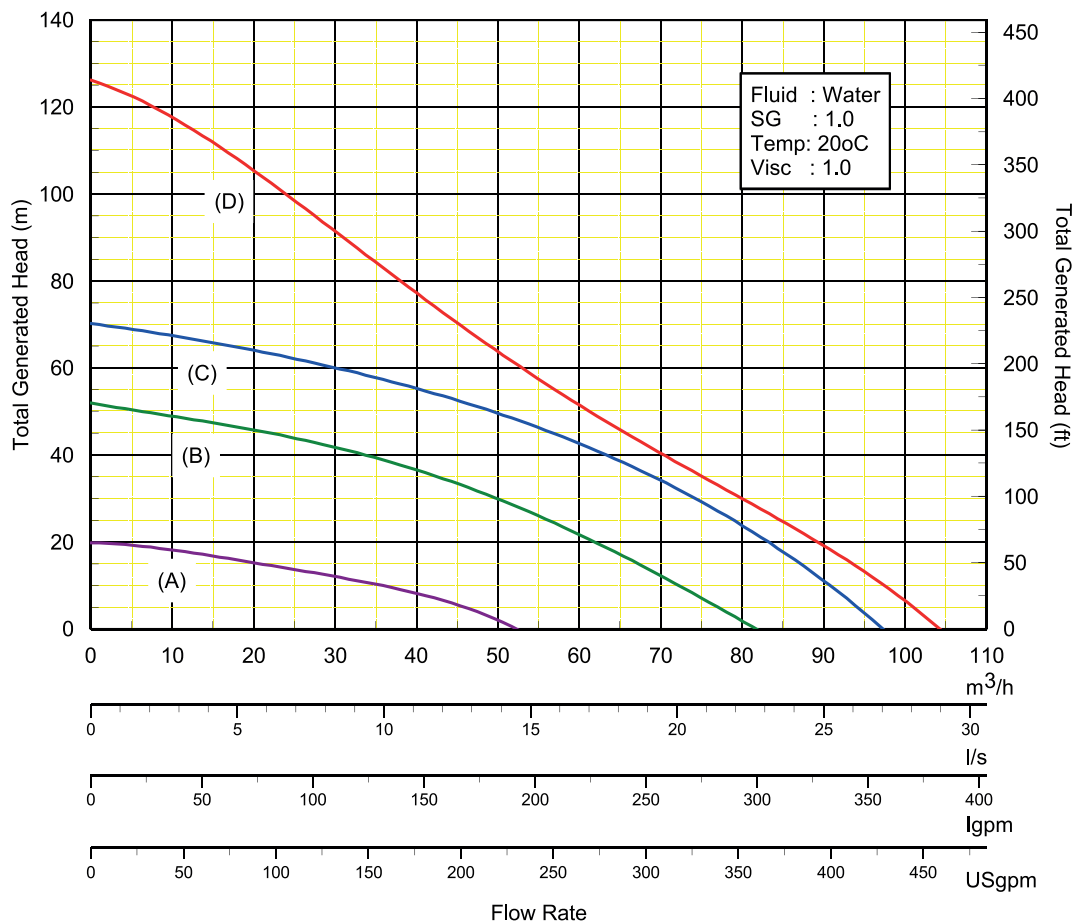


DESIGN FEATURES

- Compact, powerful pump for high head applications.
- Can be supplied with a Stainless Steel Casing.
- Will pass through a 300mm opening or deepwell casing.
- Variable Speed Hydraulic Drive.
- Oil Lubricated Mechanical Seal for reliability and longer life.
- Can be bolted into a pipeline to be used as a booster pump.
- Safe Hydraulic Drive can be used where electric power is hazardous or impractical.
- Operates with our HT25D, HT35D or HSQ35D Hydraulic Power Units or any open centre power source with output flows to 60 l/m.

DEWATERING

HYDRAFLOW DATA SHEET



Hydraulic Input: (A) 22 l/m @ 55 bar (B) 38 l/m @ 131 bar
(C) * 45 l/m @ 190 bar (D) ** 60 l/m @ 203 bar
* Typical performance with HT25D ** Typical performance with HSQ35

HYDRAULIC SUBMERSIBLE PUMP

PUMP TYPE	S3CML
BRANCH SIZES	Suction: 75mm x Disch: 50mm
IMPELLER	Centrifugal
SOLIDS HANDLING	9.5 mm diameter
HYDRAULIC MOTOR	Gear
INPUT - HYDRAULIC FLOW	60 l/m
INPUT - HYDRAULIC PRESSURE	203 bar
HYDRAULIC OIL	ISO 46
HYDRAULIC OIL TEMPERATURE	Max 140°F

PUMP SPECIFICATIONS	
FLOW RATE	104 m³/h Maximum
DISCHARGE HEAD	125 m Maximum
WEIGHT	21 kg
HEIGHT	420 mm
MAX DIAMETER	300 mm
MAX SOLIDS SIZE	9.5 mm Diameter
HOSE PORT	3/4" NPT F
SUCTION FLANGE	3" 125# ASA
DISCHARGE PORT	2" NPT F
POWER SOURCE	HT25D, HT35D or HSQ35D
PUMP CASING	H T Aluminium/Stainless Steel
IMPELLER	Bronze
WEAR RING &/OR PLATE	Bronze
SHAFT	Stainless Steel
SHAFT SEAL - STANDARD	Carbon/Ceramic
ALTERNATIVE SEAL	Refer to SPP
ELASTOMERS - STANDARD	Buna (N)
HYDRAULIC OIL	SAE10W or 20W type AW
INPUT FLOW	60 l/m Maximum
OPERATING PRESSURE	240 bar Maximum