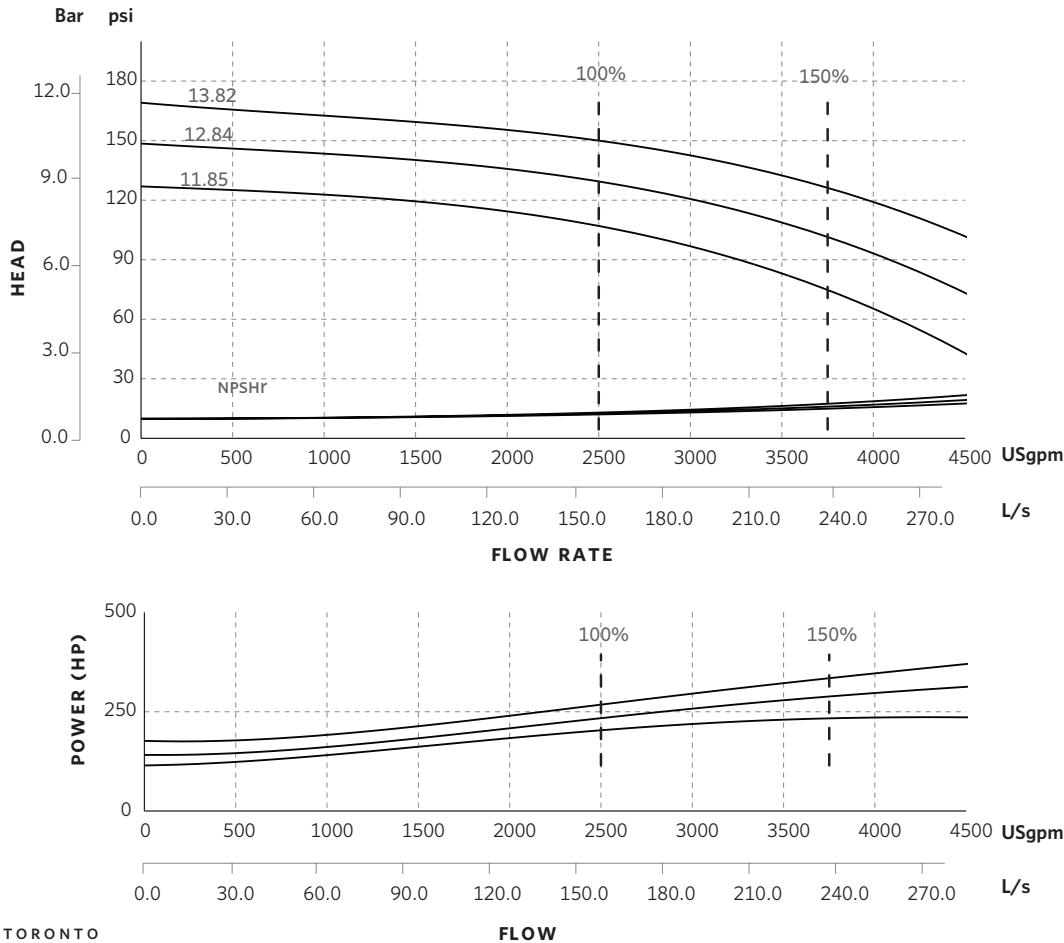


HORIZONTAL SPLIT CASE DIESEL DRIVEN | 10×8×14HF | PERFORMANCE CURVE

File No: F46.1306
Date: JULY 15, 2021
Supersedes: F46.1306
Date: SEPTEMBER 11, 2018






Series
Horizontal Split Case

Model
10×8×14HF

Rated Flow (USgpm)
2500

RPM
2350

Pressure Ranges (psi)
Ratings

-  108 - 150
-  107 - 149
-  108 - 149

NFPA20 (2016 ED.) -
SECTION 4.9.1

- TORONTO**
+1 416 755 2291
- BUFFALO**
+1 716 693 8813
- DROITWICH SPA**
+44 8444 145 145
- MANCHESTER**
+44 8444 145 145
- BANGALORE**
+91 80 4906 3555
- SHANGHAI**
+86 21 5237 0909
- SÃO PAULO**
+55 11 4785 1330
- LYON**
+33 4 26 83 78 74
- DUBAI**
+971 4 887 6775
- MANNHEIM**
+49 621 3999 9858
- JIMBOLIA**
+40 256 360 030